

Instant intelligence with epic control.

Cash flow forecasting software
with a seamless blend of simplicity,
automation and flexibility.



Blaine Bertsch | CEO
blaine@dryrun.com
(780) 982-3085



About Dryrun



Who We Serve

Finance teams and Fractional CFOs that need to deliver precise, current financial forecasts and reports to management teams.



What We Do

We offer rapid, crystal-clear visualizations to boost team comprehension and foster financial discussions.



Why Pick Us

Dryrun balances automation, control, and seamless integration with real-time accounting data within a user-friendly framework.

Key Features



01

Financial forecasting

From dynamic, rolling cash flow analysis, revenue projections, to profit forecasts.

02

Cash Management

Manage AR/AP timelines, see aged accounts, facilitate one-click expected dates.

03

Scenario Modeling

Create models that account for sensitivity analysis across multiple entities.

04

Budgeting

Clear collaboration, roll-up summarization, variance analysis.

05

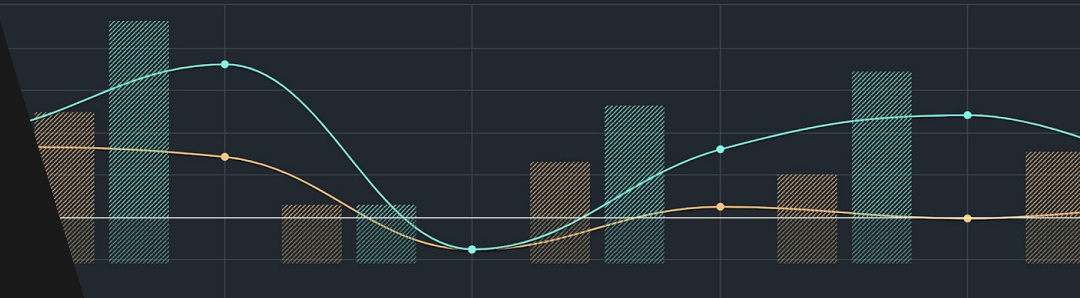
Data Handling

Sync ERP & accounting platforms, import spreadsheets, add custom entries & automations.

1. Financial Forecasting

Streamline your workflow by reducing spreadsheet hours and deliver clear, reliable forecasts.

- Dynamic, rolling cash flow
- Real-time updates
- Revenue projections
- Profit forecasting



Navigation controls: << < Today 📅 > >> Show Bar Graph Cash End Total

	February	March	April
Cash Start	\$700,403	\$546,121	\$594,740
Total	-\$154,282	\$48,618	-\$6,532
Cash End	\$546,121	\$594,740	\$588,208

	February	March	April
Cash Start	\$1,499,723	\$1,347,551	\$1,667,280
Total	-\$152,172	\$319,728	\$480,578
Cash End	\$1,347,551	\$1,667,280	\$2,147,858



2. Cash Management

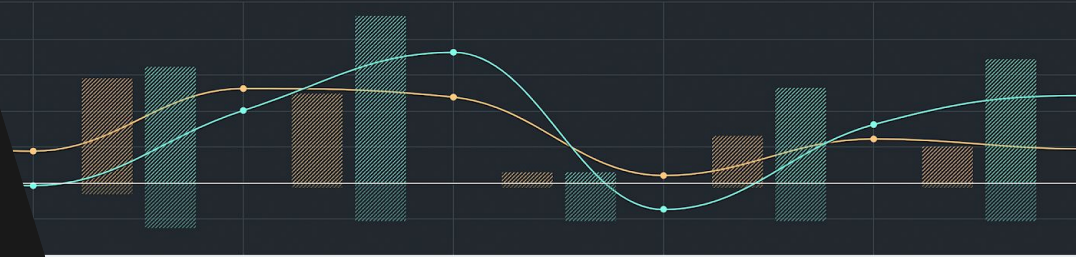
Real-time tracking of receivables and payables, quick identification of overdue items, and effortless updating of expected payment dates.

- View AR & AP on the timeline
- Flagged overdue items
- 'Bump up' overdue to today
- One-click 'expected date' change

Daily Weekly Monthly << < Today 📅 > >>

Cash Flow Actuals

November	December	January	February
Cash Start \$51,668	Cash Start \$86,422	Cash Start \$417,135	Cash Start \$700,4
Cash In \$247,825 + ADD ITEM	Cash In \$583,394 + ADD ITEM	Cash In \$498,450 + ADD ITEM	Cash In \$60,9 + ADD ITEM
OPEN INVOICES	OPEN INVOICES	OPEN INVOICES	ACCOUNTS
Overdue 2 \$85,000	Open 13 \$493,640	Overdue 2 \$25,174	6006 Sales \$60,9
30 Boss Inc. \$57,000	01 Abec Ltd. \$12,000	19 Vision Ltd. \$299	
30 Rose Industrial \$28,000	01 Ace Ltd. \$1,325	26 Star Inc. \$24,875	
ACCOUNTS	01 Atlantic Inc. \$4,250	ACCOUNTS	
6006 Sales \$179,425	01 Avero Inc. \$25,935	6006 Sales \$498,450	
6006 Sales \$247,825	01 Eastwest Barb... \$173,480	Open \$25,174	
6006 Sales \$85,000	01 Rose Industrial \$70,875		
	07 Star Inc. \$24,875		
	08 Vision Ltd. \$7,900		
	10 Grant Media \$34,500		
	15 Boss Inc. \$57,000		
	20 Newco Industrial \$41,500		
	31 Abec Ltd. \$12,000		
	ACCOUNTS		
	6006 Sales \$583,394		
	Open \$493,640		
	Cash Out -\$5,000	Cash Out -\$5,000	Cash Out -\$5,0
	Recurring -\$247,682	Recurring -\$210,182	Recurring -\$210,1



3. Scenario Modeling

Dryrun's scenario modeling capability enables businesses to navigate financial uncertainties with precision and adaptability.

- Model various financial outcomes
- Conduct sensitivity analysis
- Manage multi-entity scenarios
- Consolidate entities

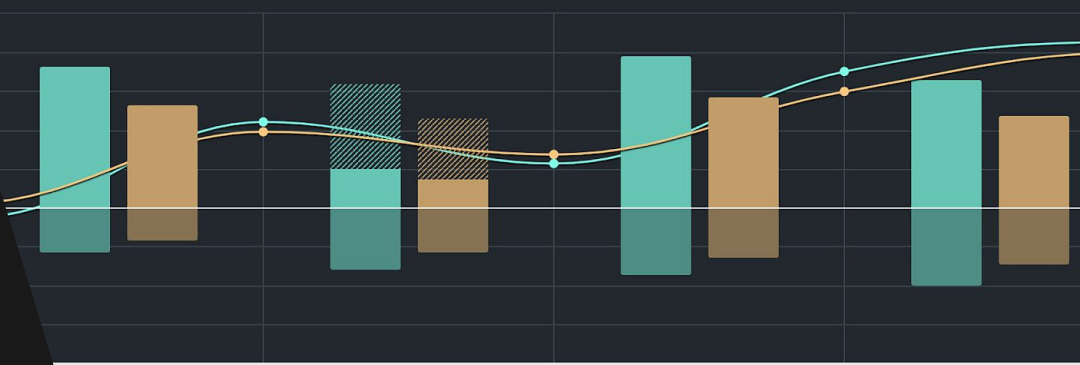
Weekly Monthly << < Today > >> Show

Cash Flow Actuals

	January	February	March	April
Cash Start	\$697,397	\$1,172,201	\$1,212,125	\$1,454,949
Total	\$474,804	\$39,924	\$242,824	\$187,600
Cash End	\$1,172,201	\$1,212,125	\$1,454,949	\$1,642,600

Forecast

	January	February	March	April
Cash Start	\$384,766	\$1,108,144	\$958,973	\$1,281,700
Cash In	\$933,450	\$60,900	\$532,800	\$693,600
OPEN INVOICES				
Overdue 2	\$25,174			
19 New inv	\$299			
26 Star Inc.	\$24,875			
ACCOUNTS				
6006 Sales	\$498,450	\$60,900	\$263,800	\$208,600
Peralta Systems F...	\$25,174		\$269,000	\$485,000
06 Almond deal			\$184,000	\$325,000
14 Cadillac deal			\$85,000	\$160,000
17 D2 Systems deal				\$325,000
19 Regal Inc. deal				\$160,000



4. Budgeting

Dryrun's budgeting, roll-up and variance analysis capabilities streamline financial planning and performance tracking.

- Simple, consistent budget planning
- Collaborate on budgets
- Roll-up and consolidate
- Conduct variance analysis

Weekly Monthly Today

on

	December	January	February
Bank Balance	\$418,508	\$321,684	\$735,000
Net Cash	-\$134,642	\$556,205	\$333,000
Cash End	\$283,865	\$877,889	\$1,068,000

	December	January	February
Bank Balance	\$440,630	\$343,806	\$757,000
Net Cash	-\$98,059	\$405,079	\$242,000
Cash End	\$342,571	\$748,885	\$1,000,000

5. Data Handling

Dryrun's software integrations, spreadsheet import, and manual entry capabilities enhance data accuracy and streamline financial operations.

- Sync with ERPs & accounting platforms
- Import data from spreadsheets
- Manual input and edit with auto-repeat
- Automated forecasting

Account Mapping

Select 'Cash Out' or 'Recurring'

Sort your expenses into either "Recurring" for regular expenses, or "Cash Out" for the accounts with one-off bills you don't want to miss.

Income	Expense	Assets	Liabilities	Equity
NAME ^	TYPE	SECTION	INCLUDE	<input type="checkbox"/>
1001 Job Materials	Expense	Recurring ▾	<input checked="" type="checkbox"/>	<input checked="" type="checkbox"/>
1002 Insurance - Liability	Expense	Cash Out ▾	<input checked="" type="checkbox"/>	<input checked="" type="checkbox"/>
1003 Interest expense	Expense	Cash Out ▾	<input checked="" type="checkbox"/>	<input checked="" type="checkbox"/>
1004 Legal and professional fees	Expense	Recurring ▾	<input checked="" type="checkbox"/>	<input checked="" type="checkbox"/>
1005 Meals and entertainment	Expense	Recurring ▾	<input type="checkbox"/>	<input type="checkbox"/>
1006 Office expenses	Expense	Recurring ▾	<input type="checkbox"/>	<input type="checkbox"/>
1007 Other general and administrative exp...	Expense	Cash Out ▾	<input checked="" type="checkbox"/>	<input checked="" type="checkbox"/>
1008 Promotional	Expense	Recurring ▾	<input checked="" type="checkbox"/>	<input checked="" type="checkbox"/>
1009 Rent or lease payments	Expense	Recurring ▾	<input checked="" type="checkbox"/>	<input checked="" type="checkbox"/>
1010 Miscellaneous	Other Expense	Recurring ▾	<input checked="" type="checkbox"/>	<input checked="" type="checkbox"/>

You can change these settings any time by clicking on 

ing Balance

Save

Auto Forecast →

\$131,734

\$57,000

ACCOUNTS

6006 Sales

Open

\$131,734

\$69,500

6006 Sales

Open

\$131,734

\$12,000

Implementation and Support



Implementation

Fast, easy, guided implementation included with free trial.



Pricing

Cost-effective and clear pricing. Partner pricing for Fractional CFOs



Training

Complimentary basic training with custom training available.



Support

Dedicated account manager, video, chat, phone and email support.

Advanced Features

Connect Sage **Intacct** ,
13-Week Rolling Cash Flow Forecast
Multi-Level **Budget Roll-up**
Multi-Entity **Consolidation**
Spreadsheet Import & Export
Monthly, **Weekly**, & Daily Views
AP/AR Management
Aged Payables & Receivables Insights
Budget vs. Actuals **Variance**
Multiple **Forecasts**
Multiple **Scenarios** per Forecast

User Management
Share Forecasts & Scenarios
Live **Currency Conversion**
Read-Only/Read & Write **Controls**
Knowledge Base
1-on-1 **Training**
Basic **Implementation** Included
Basic **Training** Included, Custom Plans Available
Dedicated **Account Manager**
High Priority **Support**
Chat, Email, Video Call and Phone Support



Next Steps

Schedule your demo or start
your free trial at dryrun.com

Email hello@dryrun.com
Phone 1 (855) 437-4DRYRUN