

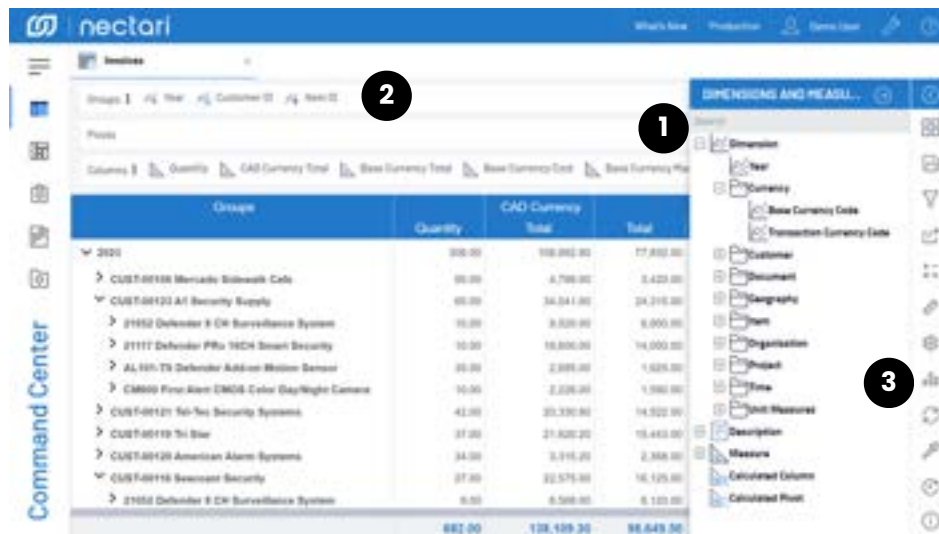
SOLUTION BRIEF

Why Sage Intacct Customers Choose Nectari

Nectari is a business intelligence and data management solution that helps organizations make informed decisions in a timely manner. It is fully integrated with and can be embedded in Sage Intacct and is a great complement to the native functions found in Sage Intacct. If you're using Sage Intacct, here are the top reasons you should consider Nectari to get the answers your business needs.

Easy to use for everyone

Nectari empowers Sage Intacct business users and removes the barrier of relying on IT to provide users with reports. Instead, IT can easily give users access to data and schedule the distribution of reports, all in one application. Business users no longer have to take multiple steps to set up their reports. They can be self-sufficient and create and customize views for their specific requirements, with just a few clicks.



1. Get results faster: Drag and drop dimensions and measures and change your filters on the fly.

2. Format your worksheets: Change the look of rows and columns, and sort and aggregate data for your needs.

3. Change your views: Transition from a worksheet to a bar graph then back to a pie chart.

Users can save time and build and edit their reports all on one screen.

Another way that Nectari empowers users is by giving them the option to work in Excel. The Nectari Excel Add-In combines the robust capabilities of Excel with the power of Nectari. Users can access their data and eliminate the need to manually update worksheets with data from

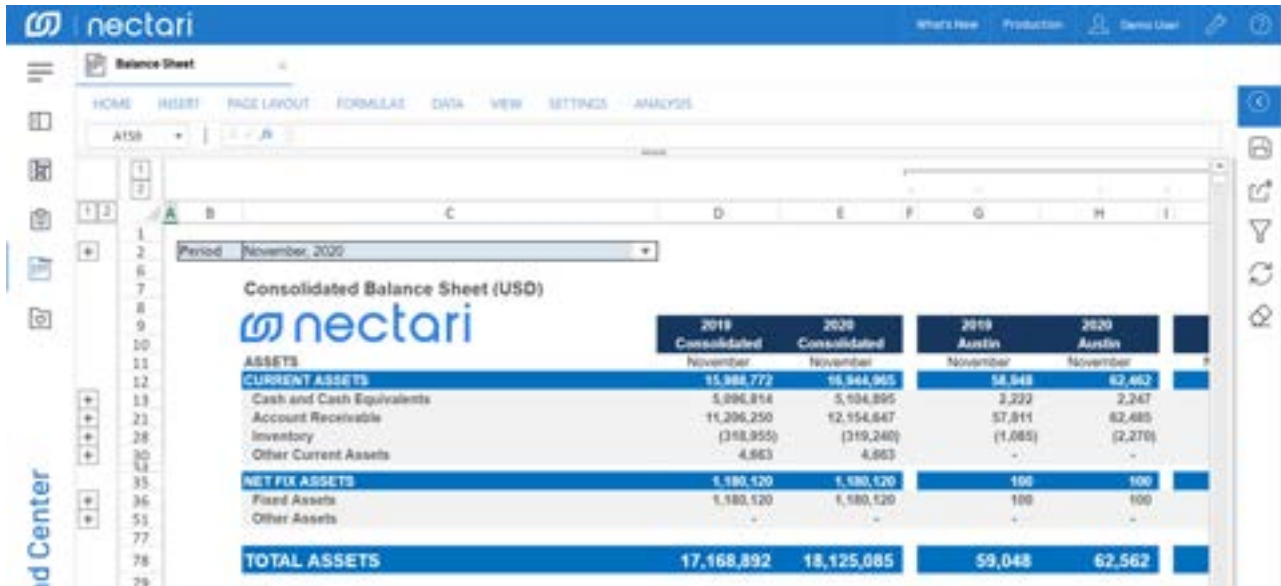


FOR MORE INFORMATION, VISIT
nectari.com



their ERP. Users can also benefit from Excel functionality within the Nectari web application, using the Nectari Web Workbook. The Web Workbook allows users to access their workbooks and carry out their analysis and reporting on any device without opening a second application or requiring two separate licenses.

Whether working in the Web Workbook or in the Add-in, Nectari provides the flexibility to create dynamic ad-hoc reports by combining data from different departments into a single worksheet, with the ability to drill down. Just like the reporting in the web application, users have the flexibility to format the contents and layout of their reports. They can build their own reporting templates and perform mathematical calculations.



	2019 Consolidated		2020 Consolidated	
	November	November	November	November
ASSETS				
CURRENT ASSETS	15,982,772	15,844,965	58,948	62,462
Cash and Cash Equivalents	5,896,814	5,104,895	2,222	2,247
Account Receivable	11,206,250	12,154,847	57,811	62,685
Inventory	(318,955)	(319,240)	(1,085)	(2,270)
Other Current Assets	4,863	4,863	-	-
NET FIX ASSETS	1,180,120	1,180,120	100	100
Fixed Assets	1,180,120	1,180,120	100	100
Other Assets	-	-	-	-
TOTAL ASSETS	17,168,892	18,125,085	59,048	62,562

Benefit from Excel functionality within the Nectari web application with the Web Workbook.

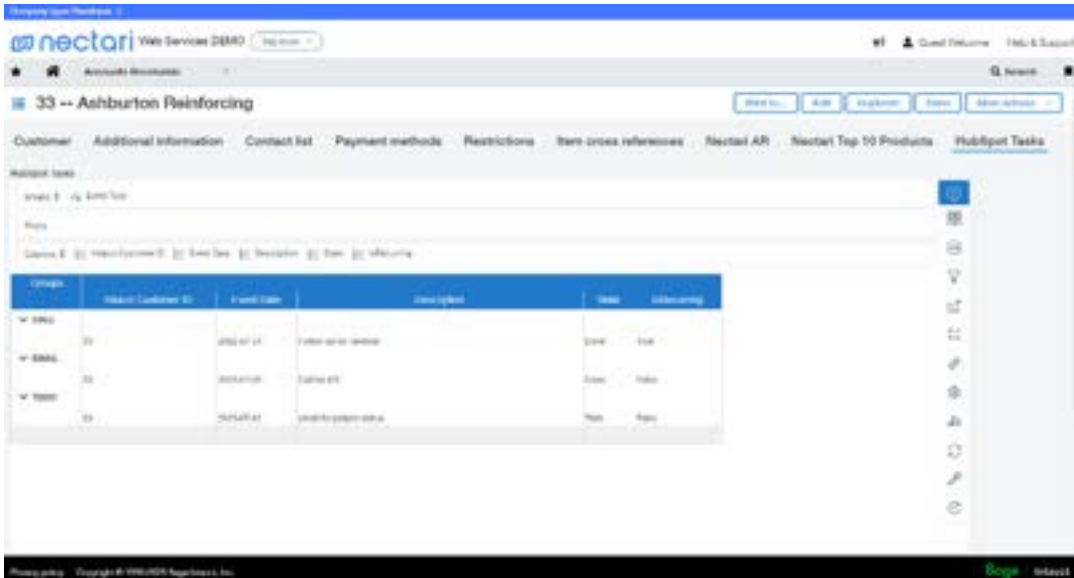
Nectari gives users access to their data. All of it.

With Nectari's ETL tool, DataSync, users can access and manage enterprise-wide data from multiple sources and locations, whether on-premises or in the cloud. DataSync can help you reduce the time and cost of additional labor or tools needed for prepping or cleaning data so you can continue to make business decisions on data you can trust. With Nectari, Sage Intacct users can consolidate more than financial data and bring together their inventory, sales, and purchasing data. For example, you can bring in data from Sage Intacct, legacy systems, and your CRM, and analyze it all in Nectari. The list of Nectari connectors is constantly growing to help you bring in more data sources and get a complete picture of your business.

Nectari can also help users when it comes to analysis that involves multiple entities and currencies. When doing a global consolidation of a multi-entity company into a single reporting currency, you can still see all the transaction details for each entity. This means you can drill down on the consolidated entity to see transaction details like the Description, Document name, Vendor name, Item name, and more. And drilling down in Nectari is as easy as expanding the details of a dimension in the same window as your original report.



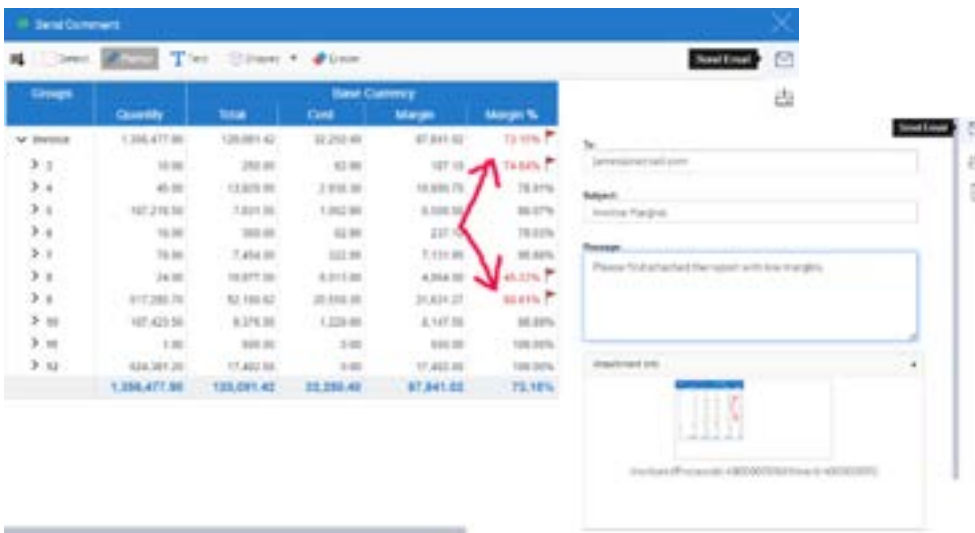
For users that are customizing the values of their dimensions with user-defined dimensions, Nectari ensures that you can fully benefit from this feature by providing reporting on all your dimensions in one place. There's no limit to the number of user-defined dimensions that users can report on at the same time.



Bring in data from external sources like your CRM.

Nectari enables collaboration between teams.

Nectari provides a suite of collaboration tools to help users share the right information with all internal and external stakeholders. You can email, export, print, and even send an external link to the report you want to share. You can also add comments to your reports before sharing, to draw attention to critical information. To continue engaging outside of Nectari, you can embed the view of your report into other applications used for team collaboration or presentations with an external link.



With the distribution module, you can take your collaboration to the next level and get access to advanced features such as subscriptions, conditional alerts, reporting packs, and more. To accommodate users that require a report at a specific time of day, you can schedule reports to be emailed for a specific time. For example, an Operations Manager might schedule the distribution of a report to receive an inventory update at the start of the day, to determine which orders need to be prepared and which are ready to ship. Conditional alerts will send a user a report when a specific condition is met and can save a user time from having to constantly check for updates to their data.

And reporting packs can combine multiple views into a single report where you can add a cover page, and table of contents and adjust the content for the best fit. Users can then distribute these reporting packs to select recipients who will receive the report, as well as any description in their preferred language, and will only be able to see the columns and rows to which they've been given access.

Nectari keeps your data secure.

Nectari provides granular security options managed from a central location and implemented across individuals or groups of users. You can create users and add them to a group, then determine which data set they can see and restrict access down to the column and row level to protect sensitive data and prevent unwanted actions like accidentally deleting a report. This means that only one report needs to be created rather than saving multiple copies of the same report with different filters applied for different users or groups.

How Nectari works

The first step to getting the right answers is asking the right questions. To get a complete picture and confidently answer your business questions you'll have to manage your data and bring in all your data sources. The second step is to gain visibility and insight from day one by leveraging pre-built reports and templates. Then, you'll want to empower business users to work with data and create the views they want to get the answers that the business needs. These users can then share the story that the data is telling because what use is a great dashboard or report if no one else sees it?

Manage your data	Gain visibility and insight	Empower all users	Collaborate securely
<ul style="list-style-type: none"> • ETL • Centralize in data warehouse • Multiple data sources • Migrations • Consolidations 	<ul style="list-style-type: none"> • Real-time data • OLAP cubes • Out-of-the-box views, dashboards, reports • Powerful Universal Data Models with KPIs 	<ul style="list-style-type: none"> • Intuitive interface • Web, mobile, and Excel • Filters, pivots, KPIs • Flexible reporting • Over 100 visualizations • Multiple languages 	<ul style="list-style-type: none"> • Distribution scheduler • Annotate reports • Conditional alerts, data security, reporting packs

